



# Stronghold® Quiet-Close™

## Commercial Elongated Toilet Seat

### K-4731-GC

#### Features

- Elongated open-front seat.
- Ergonomic contour adds additional comfort.
- An integrated handle allows the user to easily raise and lower the ring.
- Stainless steel hinge arms and hardware.
- Heavy duty.
- Without cover.
- Quiet-Close™ check hinge will slowly close with check hinge functionality.

#### Material

- Made of solid polypropylene and is resistant to staining, fading, chipping and peeling.



#### Codes/Standards



None Applicable

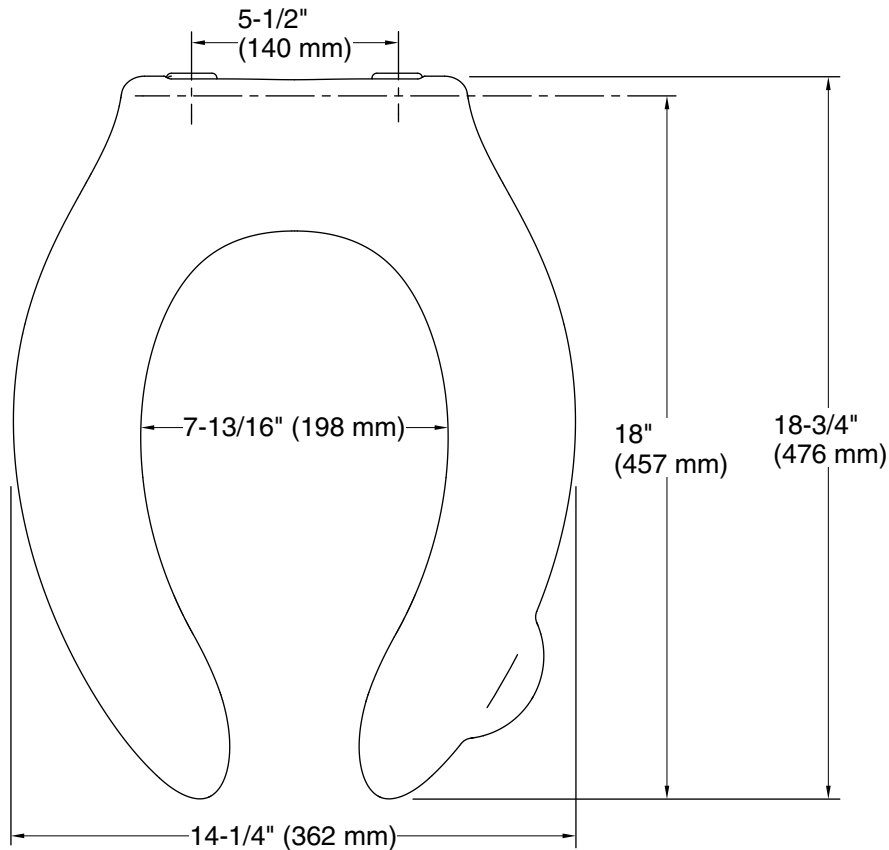
#### KOHLER® One-Year Limited Warranty

See website for detailed warranty information.

#### Available Colors/Finishes

*Color tiles intended for reference only.*

Color	Code	Description
	0	White
	7	Black Black™



### Technical Information

All product dimensions are nominal.

Seat shape type: Elongated  
Seat front type: Open-front  
Seat hinge type: Check  
Seat-mounting holes: 5-1/2" (140 mm)

### Notes

Install this product according to the installation guide.